



About DS

Mission

Governance

Participating
Institutions
and
Contacts

Finances

For Content
Contributors

Privacy Policy

Feedback

Statistics

Digital Scriptorium Survey Results

1. How did you hear about Digital Scriptorium?

		Response Percent	Response Count
Web search		17.0%	39
Colleague		30.0%	69
Professor		9.6%	22
Librarian		11.7%	27
Website of one of Digital Scriptorium's participating libraries		4.4%	10
Conference		3.5%	8
Scholarly publication		0.9%	2
Newsletter		5.7%	13
Other (please specify)		17.4%	40
answered question			230
skipped question			0

2. How often do you use Digital Scriptorium?

		Response Percent	Response Count
Daily		1.5%	2
Weekly		8.9%	12
Monthly		19.3%	26
Sporadically		48.2%	65
This is my first visit		22.2%	30
answered question			135
skipped question			95

3. What is your focus when you use Digital Scriptorium for texts? Please rank the following. (1= most important, 5= least important, N/A= Not Applicable)

	1	2	3	4	5	N/A	Rating Average	Response Count
Specific authors	11.4% (15)	8.3% (11)	16.7% (22)	18.9% (25)	26.5% (35)	18.2% (24)	3.50	132
Specific texts	14.4% (19)	16.7% (22)	24.2% (32)	21.2% (28)	7.6% (10)	15.9% (21)	2.89	132
Bibliographic information	7.6% (10)	15.2% (20)	24.2% (32)	18.2% (24)	22.7% (30)	12.1% (16)	3.38	132
Images for textual information	25.8% (34)	28.8% (38)	9.1% (12)	12.1% (16)	13.6% (18)	10.6% (14)	2.54	132
Specific manuscripts	34.1% (45)	19.7% (26)	14.4% (19)	12.9% (17)	9.8% (13)	9.1% (12)	2.39	132
							<i>answered question</i>	135
							<i>skipped question</i>	95

4. What is your focus when you use Digital Scriptorium for images. Please rank the following. (1= most important, 5= least important, N/A= Not Applicable)






	1	2	3	4	5	N/A	Rating Average	Response Count
Script	39.4% (52)	25.8% (34)	12.9% (17)	8.3% (11)	7.6% (10)	6.1% (8)	2.14	132
Art or art methods	38.2% (50)	22.1% (29)	14.5% (19)	7.6% (10)	9.2% (12)	8.4% (11)	2.21	131
Codicology	7.6% (10)	25.2% (33)	31.3% (41)	17.6% (23)	6.9% (9)	11.5% (15)	2.90	131
Bindings	3.8% (5)	9.8% (13)	14.4% (19)	32.6% (43)	25.8% (34)	13.6% (18)	3.77	132
Ownership marks	9.0% (12)	8.3% (11)	18.0% (24)	18.8% (25)	33.1% (44)	12.8% (17)	3.67	133
							<i>answered question</i>	135
							<i>skipped question</i>	95

5. Optional: Please tell us more about your use of images and texts from Digital Scriptorium.





	Response Count
	47
<i>answered question</i>	47
<i>skipped question</i>	183

6. In terms of content, are you able to find the information you seek?

	Response Percent	Response Count
--	---------------------	-------------------

Always		8.9%	12
Usually		53.3%	72
Seldom		9.6%	13
Never		0.7%	1
No, but I often discover something of interest		11.9%	16
Other (please specify)		15.6%	21
answered question			135
skipped question			95

7. In terms of navigating the Digital Scriptorium website, how easy is it for you to find the information you seek?

		Response Percent	Response Count
1 (very easy to navigate)		37.0%	50
2		45.2%	61
3		12.6%	17
4 (very hard to navigate)		5.2%	7
answered question			135
skipped question			95

8. If you find the Digital Scriptorium website difficult to navigate, please tell us which aspect is problematic.

	Response Count
	31
answered question	
	31
skipped question	
	199

9. Please rank the following features according to importance. (1= most important, 3= least important, N/A= Not Applicable)

	1	2	3	N/A	Rating Average	Response Count
Ability to see images of manuscripts	79.9% (107)	14.9% (20)	3.7% (5)	1.5% (2)	1.23	134
Ability to cross-search multiple institutions	8.3% (11)	36.4% (48)	49.2% (65)	6.1% (8)	2.44	132
Ability to search specific manuscript-related features	11.3% (15)	44.4% (59)	41.4% (55)	3.0% (4)	2.31	133

<i>answered question</i>	135
<i>skipped question</i>	95

10. What kind of intellectual growth in Digital Scriptorium matters most to you? Please rank your choices. (1= most important, 4= least important, N/A= Not Applicable)

	1	2	3	4	N/A	Rating Average	Response Count
More descriptions of manuscripts	34.6% (46)	50.4% (67)	7.5% (10)	3.0% (4)	4.5% (6)	1.78	133
More images per manuscript	54.5% (73)	23.9% (32)	7.5% (10)	9.7% (13)	4.5% (6)	1.71	134
Better editing of the descriptions to eliminate typographical errors	4.6% (6)	6.1% (8)	36.6% (48)	42.7% (56)	9.9% (13)	3.31	131
More standardization of medieval names, titles and locations	4.5% (6)	14.4% (19)	39.4% (52)	34.1% (45)	7.6% (10)	3.11	132
<i>answered question</i>							135
<i>skipped question</i>							95

11. Optional: Please tell us more about the intellectual growth you would like to see for Digital Scriptorium.

	Response Count
	38
<i>answered question</i>	38
<i>skipped question</i>	192

12. What kind of technical enhancements would you consider most important for Digital Scriptorium? Please rank your choices. (1= most important, 4= least important, N/A= Not Applicable)




	1	2	3	4	N/A	Rating Average	Response Count
Ability to easily focus a search on images of art historical interest	44.4% (59)	17.3% (23)	15.8% (21)	14.3% (19)	8.3% (11)	2.00	133
Ability to store searches and results from one session to the next (i.e., retain a DS "profile")	17.6% (23)	27.5% (36)	29.0% (38)	16.0% (21)	9.9% (13)	2.48	131
Ability to post comments about a given entry within DS	6.1% (8)	15.2% (20)	19.7% (26)	45.5% (60)	13.6% (18)	3.21	132
Ability to compare DS images side-by-side in the browser	27.6% (37)	32.8% (44)	23.9% (32)	9.7% (13)	6.0% (8)	2.17	134
<i>answered question</i>							135





<i>skipped question</i>	95
-------------------------	-----------

13. Optional: Please tell us more about the technological enhancements you would like to see for Digital Scriptorium.	
	Response Count
	18
<i>answered question</i>	18
<i>skipped question</i>	212









14. If you are a staff member of an actual or potential Digital Scriptorium partner institution, what kind of growth in Digital Scriptorium matters most to you? Please rank your choices (1= most important, 4= least important, N/A= Not Applicable)							
	1	2	3	4	N/A	Rating Average	Response Count
More partners from large North American institutions	22.6% (12)	45.3% (24)	7.5% (4)	3.8% (2)	20.8% (11)	1.90	53
More partners from smaller North American institutions	9.4% (5)	17.0% (9)	47.2% (25)	5.7% (3)	20.8% (11)	2.62	53
Partners from European institutions	40.0% (22)	16.4% (9)	20.0% (11)	3.6% (2)	20.0% (11)	1.84	55
Opportunity to participate in DS decisions and/or governance	9.6% (5)	0.0% (0)	3.8% (2)	59.6% (31)	26.9% (14)	3.55	52
	<i>answered question</i>						55
	<i>skipped question</i>						175

15. Optional: Please tell us more about the type of Digital Scriptorium growth that matters most to you.	
	Response Count
	9
<i>answered question</i>	9
<i>skipped question</i>	221

16. Please select the field that best describes your work or vocation:		
		Response Percent
		Response Count
Librarian		18.9%
IT staff		0.0%
Conservator		3.9%
Faculty		37.8%
		24
		0
		5
		48




Graduate student		15.0%	19
Undergraduate student		0.8%	1
High school student		0.0%	0
Junior high school student		0.0%	0
Independent scholar		10.2%	13
Private collector		0.8%	1
Researcher		8.7%	11
Calligrapher		0.8%	1
Artist		0.0%	0
Other (please specify)		3.2%	4
		answered question	127
		skipped question	103

17. Please select the field that best describes your discipline or interest:

		Response Percent	Response Count
Art and Architecture		16.5%	21
Calligraphy		0.8%	1
Classics		0.8%	1
Computer Science		0.8%	1
Economics		0.0%	0
Education		0.0%	0
Genealogy		0.0%	0
History		18.1%	23
History of the Book		16.5%	21
Law		0.0%	0
Linguistics		0.0%	0
Literature: English		12.6%	16
Literature: All others		5.5%	7
Mathematics		0.8%	1
Medicine		1.6%	2
Music		1.6%	2
Numismatics		0.0%	0
Paleography		9.5%	12
Papyrology		0.0%	0

Philosophy		1.6%	2
Political Science		0.0%	0
Religion		3.2%	4
Theater		0.0%	0
Women's/Gender Studies		0.8%	1
Other (please specify)		9.5%	12
		answered question	127
		skipped question	103

18. Please select the best representation of your institutional affiliation:

		Response Percent	Response Count
No affiliation		9.5%	12
Secondary school		0.0%	0
Junior college/2-year college		0.0%	0
Four-year college		11.8%	15
Research university		53.5%	68
Private research institution		6.3%	8
Not-for-profit organization		3.9%	5
European institution / organization		7.9%	10
Other (please specify)		7.1%	9
		answered question	127
		skipped question	103

19. Overall, how satisfied are you with Digital Scriptorium?

		Response Percent	Response Count
Extremely satisfied		21.3%	27
Very satisfied		57.5%	73
Somewhat satisfied		20.5%	26
Not at all satisfied		0.8%	1
		answered question	127
		skipped question	103

Technical support provided by [The University of California, Berkeley Library](#)